OBSBOT | TAIL 2

The Future of Agile Broadcasting

Expert Insights and Scalable Workflows with OBSBOT Tail 2

B&H PHOTO · VIDEO · AUDIO × OBSBOT

OBSBOT

TABLE OF CONTENTS

01 02

CHAPTER
Scalable Live Production
for Lean Teams

02 06

CHAPTER
The Live Production Reset:
Why Legacy Workflows No Longer Scale

03 11

CHAPTER
Key Features Introduction of
OBSBOT Tail 2

04 14

CHAPTER
Core Applications
Solving Real-World Industry Challenges

05 21

CHAPTER
Insights from B&H's
professional consultants

06 24

CHAPTER
ROI and Future Outlook

07 28

CHAPTER
Appendix
Technical Specifications

© OBSBOT 2026 | Page 01

CHAPTER 01

Scalable LiveProduction for Lean Teams

Key Takeaways

- Live has become a cross-industry delivery format, raising expectations for reliability and polish. [1]
- The bottleneck is no longer “can it shoot 4K,” but “can it run live repeatedly with fewer operators.” [2]
- IP connectivity is moving toward default behavior in cameras and ecosystems.
- OBSBOT Tail 2 is positioned as a live-first PTZR camera that helps lean teams deliver produced-looking live output without rebuilding everything the entire workflow at once.

[1] Grand View Research. "Live Streaming Market Size, Share & Growth Report, 2030."
[2] NewscastStudio. "Industry Insights: Automation, IP and precision drive PTZ cameras for broadcast production, sports and more."

Who This Is For

This chapter is written for:

- creators and performers who need consistent live framing without a dedicated operator,
- educators and trainers building repeatable hybrid/live workflows,
- small teams and venues expanding live output without expanding staffing,
- B&H customers evaluating a practical path from basic HDMI capture to more system-ready live workflows.
- duced-looking live output without rebuilding everything at once.

EXECUTIVE SUMMARY

1.1 What This White Paper Is For

Live video has become the default way creators, educators, and organizations deliver moments that cannot be re-created—performances, podcasts, training sessions, product launches, conferences, and community events. In live production, quality is not only "image quality." It is the ability to maintain framing, continuity, and signal stability while the show is happening—because there is no post-production safety net. That reality is reflected in market momentum. Grand View Research estimates the global live streaming market at $87.55B in 2023, projecting $345.13B by 2030 (CAGR 23.0%, 2024–2030). At the same time, IAB reports U.S. digital video ad spend grew 18% YoY in 2024 to $64B, and is projected to reach $72B in 2025—an indicator that video outcomes are increasingly measured and budgeted like performance channels. [1]

This white paper is designed to give B&H customers a clear, practical lens on the "new live" era:

- why expectations for live quality are rising,
- why traditional setups strain under high-frequency live demands,
- and why a new class of AI-assisted, production-oriented PTZR cameras is emerging to help lean teams deliver "produced-looking" live output.

[1] Interactive Advertising Bureau (IAB). "2025 Digital Video Ad Spend & Strategy Full Report."

1.2 The New Live Reality in Three Shifts

Shift 1
Live becomes a delivery layer, not a category.

Live streaming is no longer limited to a few verticals. It's now a cross-industry format for immediacy, interactivity, and presence—raising the baseline for reliability and polish.

Shift 2
The crew shrinks, but the bar rises.

Most teams are producing more live content without proportional increases in operators.
The result is three compounding pressures:

Setup Cost: time lost to recurring configuration, routing, and preflight checks

- Operator Cost: needing a dedicated camera operator—or forcing the on-camera person to split attention
- Risk Cost: live can't be repaired; when a subject is lost, framing drifts, or the link degrades, audience drop-off is immediate

Industry PTZ analysis increasingly frames automation and IP workflows as the answer to this labor–quality tension—AI tracking and robotic control reduce labor demands, and remote/IP production reduces on-site staffing.

Shift 3
Cameras are becoming network nodes.

Modern live setups are less about single devices and more about connected systems. NDI's announcement that it will cease distributing Camera Upgrades as of Dec 31, 2025, citing a shift toward native integration into licensed products, signals that IP/AVoIP connectivity is becoming expected rather than optional.

1.3 OBSBOT Tail 2 Positioning: A Live-First PTZR Camera Built for Lean Production



OBSBOT positions Tail 2 as an "AI-Powered PTZR 4K Live Production Camera," highlighting seamless portrait/landscape transitions and next-generation AI Tracking 2.0 as core pillars. B&H frames Tail 2 similarly, emphasizing professional connectivity and outputs for live workflows—HDMI up to 4K60, USB-C and 3G-SDI, IP streaming, RS-232 I/O, mic/line inputs, and microSD recording.

Tail 2's value proposition for B&H customers can be summarized in one line:
Deliver professional-feeling live production with fewer operators—without forcing an all-or-nothing workflow rebuild.

That proposition rests on three practical advantages:

01. Production-ready outputs for real workflows.
    B&H highlights Tail 2's multi-output design (HDMI/USB-C/SDI/IP), giving teams flexibility to match existing switching, streaming, and capture setups.

02. Effortless Live Capture with AI Tracking
    OBSBOT's Tail 2 positioning emphasizes AI Tracking 2.0 and a live-production PTZR form factor, designed to keep subjects captured with less manual driving.

03. System-level camera fundamentals that support live environments
    OBSBOT tech specs list a 1/1.5" CMOS, 50MP effective pixels, and 12x hybrid zoom (5x optical) among core camera parameters.

1.4 Secondary Demand: Live-to-Clip and Recording as Insurance

Short-form clips and recording are important—but they are usually a downstream benefit of a live-first workflow: highlights, training VOD, QA review, or redundancy. OBSBOT's FAQ confirms Tail 2 supports 4K60 recording and can be used in both landscape and portrait modes—useful for repurposing content without re-engineering the setup.

CHAPTER 02

Introduction: Live Production Has Outgrown Legacy Workflows

Analyst Context

Industry data consistently shows that high-quality video has become a baseline requirement across music production, content marketing, education, and brand communications. This shift is often described in terms of market growth or technology adoption.

From an analytical standpoint, however, the more consequential change lies in how these expectations translate into day-to-day production realities. As live and recorded video output becomes routine rather than exceptional, existing workflows are increasingly evaluated on their ability to operate reliably and repeatedly, with limited staffing.

This chapter examines current visual production demands through that lens—focusing not on category definition, but on where traditional approaches begin to encounter structural limitations, and why this has accelerated interest in more intelligent live and recording solutions. [1][2][3]

[1] Grand View Research. "Live Streaming Market Size, Share & Growth Report, 2030."
[2] NewscastStudio. "Industry Insights: Automation, IP and precision drive PTZ cameras for broadcast production, sports and more."
[3] NDI. "Camera Upgrades — Update: Camera Upgrades Sunsetting."

2 Industry Reset — What's Changing, What Breaks, What the Market Now Requires

2.1 The Demand Curve: More Live Output, More Accountability, Less Tolerance for Failure

The growth trajectory of live streaming indicates a simple operational truth:
more teams will be asked to deliver live more often, across more endpoints, under tighter timelines.[1]
In parallel, video has been pulled deeper into performance expectations—budgets and outcomes are increasingly measured through KPIs rather than "presence." IAB's reported rise in digital video ad spend reflects that accountability trend at an ecosystem level.[1]
As a result, "live quality" is being redefined. It is less about a single specification and more about delivery reliability:

Setup Cost: time lost to recurring configuration, routing, and preflight checks

- Can the workflow sustain stable, professional output repeatedly?
- Can it be operated by a lean crew (or a solo talent)?
- Can it function across real network conditions without becoming fragile?

[1] Interactive Advertising Bureau (IAB). "2025 Digital Video Ad Spend & Strategy Full Report."

2.2 Buyer Reality Matrix: C-Side vs. B-Side Requirements

Live production demand is not monolithic. It splits into two requirement stacks that often overlap but prioritize differently.





C-Side (Creators / Musicians / Podcasters / Solo Streamers): Reduce cognitive load

C-side live production is constrained by attention: the presenter is frequently also the operator. The requirement stack typically becomes:

1. Hands-free framing control — minimize the need to "drive" the camera during performance/interview
2. Fast setup + repeatability — fewer steps to get from "unpack" to "live"
3. Workflow compatibility — ability to plug into existing capture/switching tools and upgrade gradually In this context, B&H's framing of OBSBOT Tail 2 as a compact 4K camera supporting IP/HDMI/USB/SDI aligns with the practical reality of lean setups.

B-Side (Education / Corporate AV / Venues / Institutions): Deployability and standardization

B-side environments treat live production as an operations system. The requirement stack tends to include:

1. Standardized I/O and control paths — predictable integration into rooms, rigs, and control systems
2. Network readiness — consistent behavior as a network endpoint inside broader AV/IT infrastructure
3. Risk management — fewer failure points, clearer fallback paths, easier troubleshooting

workflows (including protocols like NDI and SRT) to reduce on-site staffing and improve operational efficiency.NDI's move toward native integration reinforces the expectation that IP video is no longer specialized.

Segmentation conclusion:

C-side optimizes for simplicity + automation.

B-side optimizes for standardization + maintainability.

2.3 Requirements Checklist (What the Market Now Selects For)

Use this checklist as the “lens” for evaluating live production cameras in 2025+:

Operator Efficiency

- Does the camera reduce operator load via reliable tracking/framing?
- Can a single operator maintain show quality in motion-heavy scenarios?

Workflow Integration

1. Does it support the outputs your workflow already uses (e.g., HDMI/SDI/USB/IP)?
2. Can you evolve from simple capture to more complex switching/distrib ution without replacing the camera?

Network & Protocol Readiness

1. Does it support protocols designed for real networks (e.g., SRT for unpredictable links)?
2. Is it positioned as a network endpoint rather than a standalone gadget?

Operational Risk

1. Are failure modes and fallbacks clear (alternate outputs, recording as insurance, etc.)?
2. Can you maintain and troubleshoot with fewer specialized staff ?

2.4 Why Traditional Setups Lose Efficiency as Live Frequency Increases

Pain Point 1 — Labor becomes the hard ceiling.

Live streaming requires real-time control. As frequency increases, labor becomes the limiting factor—hence why PTZ roadmaps foreground automation and remote operations as core productivity levers.

Pain Point 2 — Network variability turns protocol support into a requirement.

Live streaming often runs on imperfect networks. Haivision defines SRT as an open-source video transport protocol designed to optimize streaming performance across unpredictable networks.[9] AVIXA explains SRT's two-way back channel that detects and corrects packet loss in real time, reducing jitter and lag.[10] For high-frequency live teams, this is operational hygiene, not a premium add-on.

Pain Point 3 — The HDMI-only growth path is discontinuous.

Many workflows start with HDMI capture, then hit a complexity wall (multi-camera, longer runs, remote operation, multi-room distribution). Systems evolve most efficiently when cameras provide multiple outputs and network-ready options so the transition becomes incremental, not disruptive.[1]

[1] AVIXA. "What is SRT Protocol?"

2.5 System-Level Direction: Automation + IP Workflows + Native Ecosystem Integration

Across the live production landscape, three vectors are converging:

1. Automation to preserve quality with fewer operators
2. Remote-ready IP workflows (NDI/SRT and related approaches)
3. Native integration becomes the baseline

CHAPTER CONCLUSION

When viewed across repeated deployments, the pressures shaping live and recorded video production are less about isolated feature requirements and more about system behavior under real operating conditions. Automation, IP readiness, and tighter ecosystem integration are frequently discussed as indicators of category evolution. At the workflow level, they function primarily as responses to labor constraints, setup friction, and the rising cost of inconsistency in live output.

As a result, evaluation criteria increasingly favor solutions that behave as stable system endpoints—capable of integrating into existing environments while reducing operational overhead. Cameras positioned as live-first and production-oriented, including PTZR designs that combine intelligent behavior with flexible connectivity, align with these operational demands regardless of specific deployment context.[1]

[1] Haivision. "SRT: Secure Reliable Transport Protocol."

CHAPTER 03

Key Features Introduction of OBSBOT Tail 2

3.1 Intelligent Operation: AI Tracking & Gesture Control

AI Tracking 2.0

Tail 2 integrates an upgraded AI tracking technology designed to function as an autonomous camera operator, addressing the "operator cost" bottleneck facing lean teams. It moves beyond simple human detection, offering more intelligent tracking that reduces the workload on creators and producers.

Expanded Recognition Capabilities:

AI Tracking 2.0 significantly expands subject recognition. The system can now identify and track over 200 object types and 30 animal species, extending utility beyond standard interviews to diverse scenarios such as pet content shooting or product showcases.

Upgraded Human Tracking:

- Only Me

  Designed for solo presentations and lectures, Only Me mode locks onto a specific target. It prevents the camera from drifting to new subjects if the original target exits the frame or is obscured, ensuring continuity without manual intervention.

- Group Tracking

  For panel discussions or team presentations, the system intelligently calculates optimal composition, automatically adjusting framing to include all detected subjects as they enter or leave the shot.

- Zone Tracking

  Suited for stages and multi-presenter setups, this feature allows users to define specific boundaries for active tracking, preventing the camera from following the subject into areas you don't want shown.

- Auto Zoom

  Tail 2 automatically adjusts framing ratios (close-up, half-body, full-body) based on subject movement. This ensures framing proportions are maintained dynamically, eliminating the need for a dedicated operator.

Gesture Control

Tail 2 supports contactless gesture control from extended distances.

It allows users to manage AI tracking, zoom, and recording triggers without breaking the flow.

3.2 Imaging Fundamentals: Professional-Grade Image Quality

While the industry focus has shifted toward reliability and IP workflows, image quality remains the fundamental foundation for professional delivery. Tail 2 is built around a high-performance imaging system designed to meet professional video quality standards.

- Sensor & Optics

  Tail 2 houses a 1/1.5-inch CMOS sensor delivering 50MP effective resolution, paired with a 12-piece optical lens system. This configuration supports video capture up to 4K at 60fps and 1080p at 120fps, providing high-resolution streaming and smooth slow-motion shooting.

- Hybrid Zoom Architecture

  To accommodate varying room depths, Tail 2 utilizes a 5x optical zoom for lossless framing, combined with digital extension for a total 12x hybrid zoom range. This allows for clear capture of distant subjects without pixelation.

- Fast & Precise Auto Focus

  Suited for stages and multi-presenter setups, this feature allows users to define specific boundaries for active tracking, preventing the camera from following the subject into areas you don't want shown.

- Auto Zoom

  Utilizing All-Pixel PDAF, Tail 2 achieves rapid focus acquisition. Users can select from three focus strategies (Regular, Face, and Foreground) to match the specific shooting needs.

- Dual Native ISO

  Tail 2's Dual Native ISO technology optimizes image quality and noise performance across a wide ISO range (100-6400).

- Night View Mode

  Complementing the ISO performance, a dedicated Night View Mode leverages the large 2μm pixel architecture and AI ISP to significantly minimize noise, enabling clear video capture even in extremely low-light conditions.

- HDR

  Tail 2's professional HDR processing ensures details are visible in both shadows and highlights, ensuring accurate color representation in challenging lighting scenarios, from bright outdoor shoots to dimly lit scenarios.







3.3 Production-Ready Versatility: PTZR Utility & Workflow Integration

As noted in Chapter 1, modern live setups require cameras that function as adaptable network nodes rather than standalone devices. Tail 2 meets this requirement by prioritizing versatility in both signal routing and physical capture. By combining a comprehensive I/O array and extensive protocol support with an innovative PTZR design, it integrates seamlessly into both legacy HDMI workflows and modern IP-based infrastructures.

PTZR Design

- Seamless Landscape/Portrait Switching

  Recognizing the distinct needs of horizontal broadcast standards and vertical mobile consumption, Tail 2 features a unique PTZR (Pan-Tilt-Zoom-Rotate) gimbal. This allows the lens to rotate 90° physically, enabling native vertical 4K capture without cropping or resolution loss. This capability allows teams to repurpose content for social platforms without re-engineering their setup.

- Auto Leveling & Ultra-Low Vibration

  To support placement in dynamic environments, the integrated auto-leveling system automatically maintains a level horizon, while advanced stabilization tech delivers an angular vibration of just ±0.003°, ensuring smooth, professional-looking footage.

Comprehensive Connectivity

To support flexible deployment across different setups, Tail 2 provides a full suite of professional interfaces. This includes HDMI 2.0, 3G-SDI, and USB 3.0 for direct connection to switchers and monitors, alongside 3.5mm audio (MIC/LINE) and RS-232 ports. This versatility allows the camera to slot immediately into existing video production systems.

Industry-Standard Protocol Support

- Network Transport

  Tail 2 is engineered for the "connected system" era, supporting NDI, RTMP, RTSP, and SRT. These protocols ensure broad compatibility with mainstream production software and live streaming platforms.

- Camera Control

  For remote operation, Tail 2 supports VISCA over IP, Pelco-D/P and RS-232, ensuring compatibility with standard control surfaces.

- Virtual Production

  Tail 2 supports the FreeD protocol, making it an outstanding tool for AR and VR live production. With minimal angular vibration, built-in advanced AI features, and precise data transmission, Tail 2 empowers you to bring your ultimate creative vision to life.

By combining AI tracking behaviors with a production-grade imaging system and versatile connectivity, Tail 2 empowers lean teams to deliver "produced-looking" live output with fewer operators and reduced failure points.

CHAPTER 04

Core Applications Solving Real-World Industry Challenges

4.1 PTZ in Practice: Flexible Coverage with Fewer Resources

With their compact design, cost efficiency, and robotic operation, PTZ cameras have established themselves as a viable production tool in broadcast studios. Their adoption has since expanded into adjacent production environments, including live events, houses of worship, and video podcasting.[1]

The core advantage lies in pan-tilt-zoom functionality, which significantly improves production agility in real-world workflows. Traditional fixed cameras are limited to a single framing, whereas PTZ cameras can capture multiple compositions from a single device through preset positions and gimbal movement, reducing operator workload and on-site labor requirements.

[1] NewscastStudio. "Industry Insights: PTZ cameras in broadcasting applications."

4.2 OBSBOT Tail 2 Addresses Both B-Side and C-Side Requirements

Positioned between high-cost professional AV systems and consumer-grade camcorders, Tail 2 is built to meet the requirements of both B-side and C-side users by combining broadcast-level interfaces and image performance with AI-assisted tracking and a user-friendly ecosystem optimized for everyday content creation.

Capabilities Overview

- B-side

  System-level interfaces and image quality suitable for professional corporate and training workflows.

- C-side

  AI-assisted tracking and flexible user ecosystem designed for solo creators and small-scale productions.

4.3 C-side use cases

Live Music Production

Live music is one of the most demanding live production scenarios, requiring reliable low-light performance, smooth motion handling, and consistent subject capture—where missed moments cannot be recovered. While this space has traditionally been dominated by DSLR-based setups, PTZ cameras such as Tail 2 are emerging as a practical alternative, combining accurate auto-tracking, system compatibility, and operational flexibility commonly expected in professional workflows.

Use Case Overview

This setup was deployed by **Colin Dawley**, a professional video services provider, for Sonic London 2025, demonstrating how Tail 2 supports C-side live music production with minimal crew and equipment.

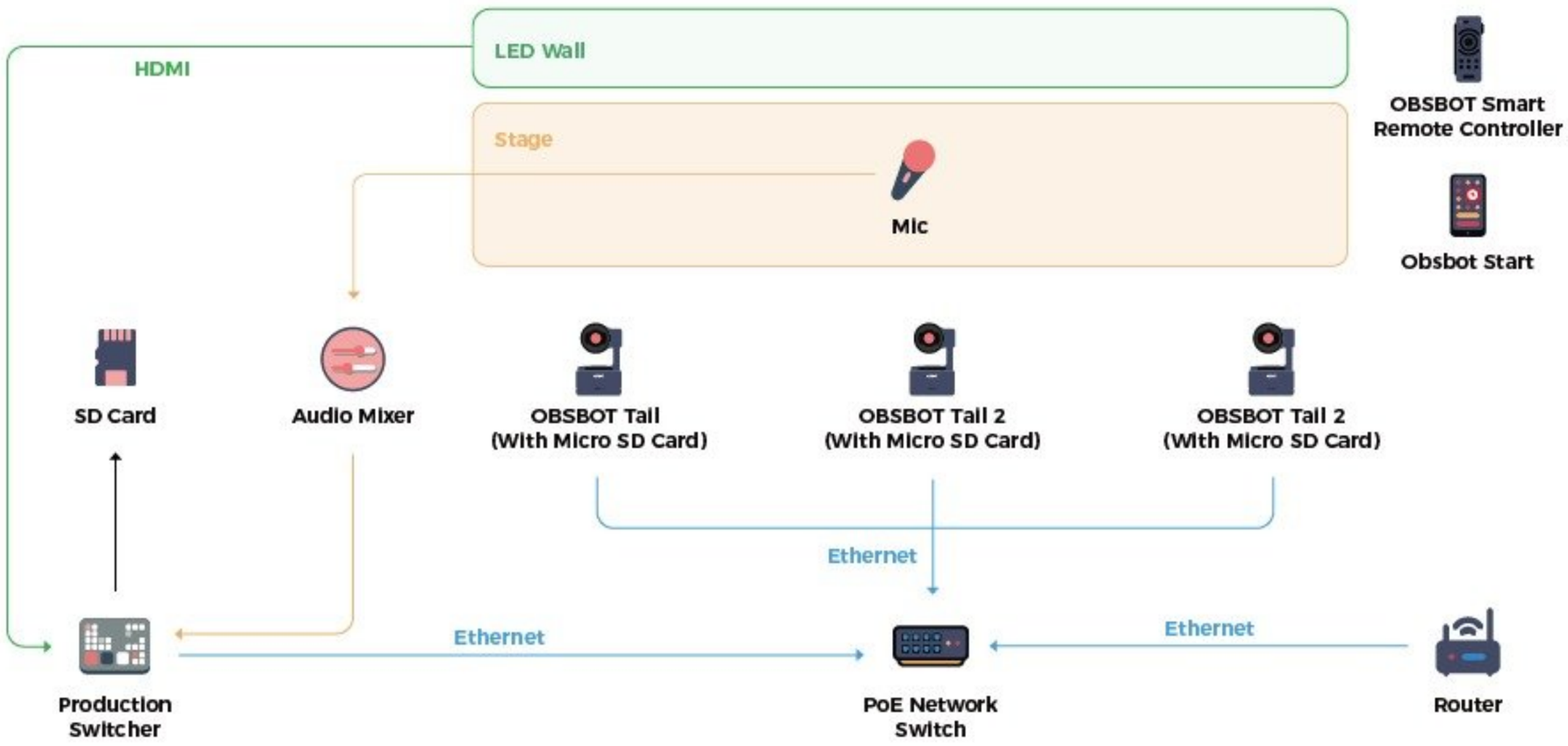

Sonic London 2025

System Configuration

Camera Setup

Three OBSBOT Tail 2 cameras mounted on monopod stands Connected via CAT6 cables to a Cisco PoE network switch Video transmission over NDI

Production & Control

Centralized control via a Magewell Director One production switcher Network routing handled by a GL.iNet Beryl router Audio feed sourced directly from the venue's PA mixing desk into the switcher

Streaming & Recording

Live stream: 1080p60 to YouTube, continuous 8-hour session Primary recording: Stored on SD card in the production switcher Backup recording: 4K recordings saved locally on each camera

Video Output

HDMI output to a 5-meter-wide LED video wall Used for both live visuals and video backdrop display

Camera Placement & Operation

- Camera 1 & 2: Positioned at floor level on both sides of the stage

  Remotely operated using the OBSBOT wireless remote

- Camera 3: Centrally placed in front of the stage

  Configured in auto-tracking mode to dynamically follow the vocalist

All cameras adjusted remotely for framing and angle refinement during the performance

Settings & Control

- Output resolution set to 1080p60
- Image tuning performed via the OBSBOT Start mobile app
- Live switching and camera control managed through the production switcher and OBSBOT remote controller



Operator Perspective

"Using the OBSBOT Tail 2 Cameras, I can work as a 1 man band video production company. The auto-tracking system works so well that I no longer need camera operators to follow the action on stage; the auto-tracking system does a great job of it for me. This saves the client a lot of money and gains me a lot of work because of the reduced cost, as well as the ease of carrying 3 small cameras in one case, reducing transport and storage costs. Set up and breakdown is very quick using a single Ethernet cable to each camera. I mount the cameras on sturdy monopod stands, which get them high enough up to go over audience heads if required and have a very small visual impact on the audience, much better than a large camcorder on a tripod."

— Colin Dawley, Video Services Provider

Video Podcasts

Video podcasts have surged in popularity in recent years, with mainstream platforms such as YouTube and Spotify driving increased video podcast production. However, compared to audio-only recording, adding cameras introduces additional complexity, including camera framing, multi-angle coverage, and video quality management alongside audio. PTZ cameras such as OBSBOT Tail 2 and Tail Air enable solo operators to manage all aspects of production, keeping costs low while maintaining creative control and workflow flexibility.

Use Case Overview

This setup was deployed by **ScaleUp Company**, demonstrating how OBSBOT cameras enable a one-person production workflow for multi-camera video podcasts.

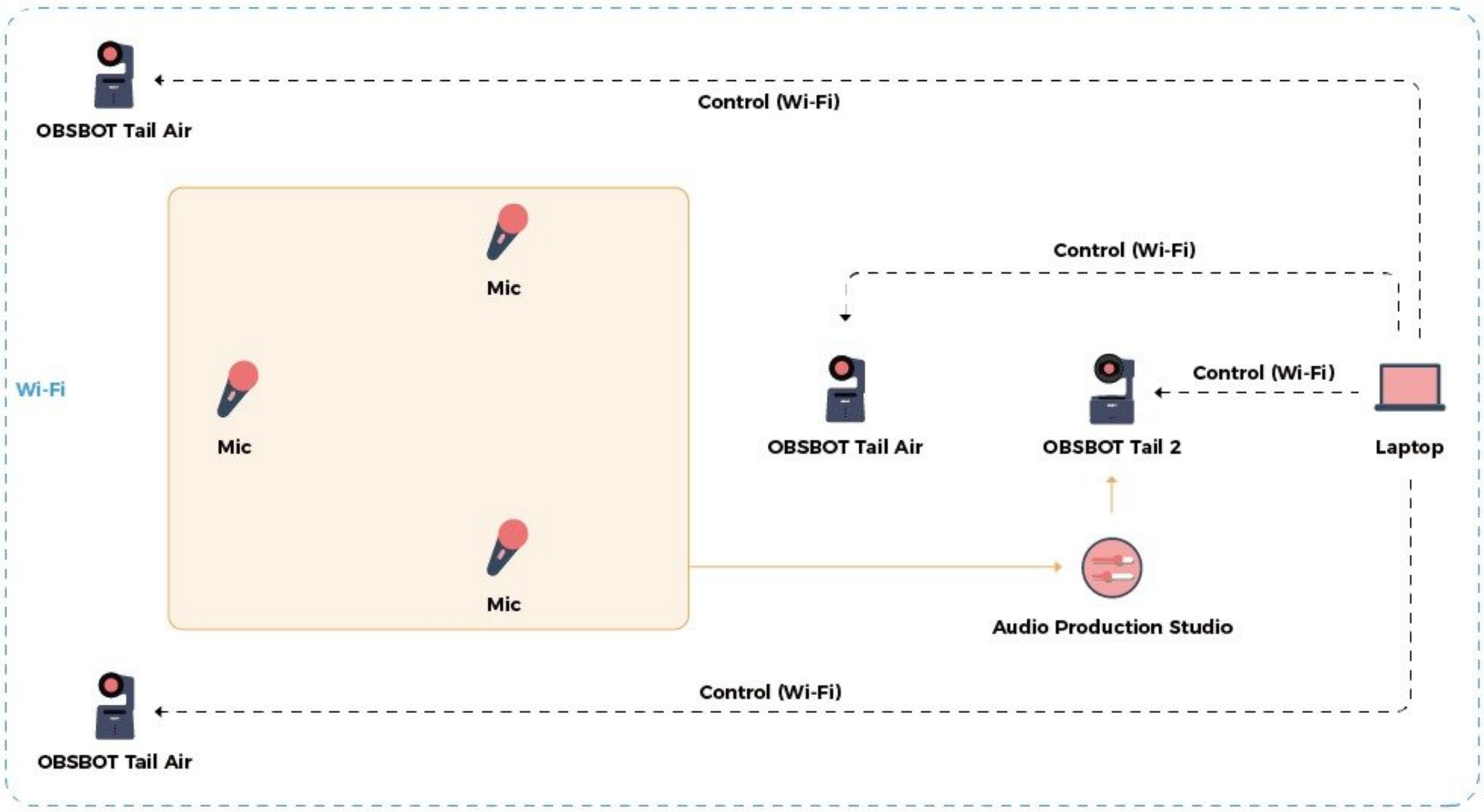

System Configuration

Camera Setup

- 3x OBSBOT Tail Air + 1x Tail 2 cameras
- Separate audio recorded via Rodecaster Pro 2, connected to Tail 2 for synchronized video capture

Production & Control

- 3x OBSBOT Tail Air + 1x Tail 2 cameras
- Separate audio recorded via Rodecaster Pro 2, connected to Tail 2 for synchronized video capture

Post-Production Workflow

- Four video files imported into Final Cut Pro
- Multi-camera clip created by syncing the four angles
- Audio from Rodecaster Pro 2 synced with the video composite

Operator Perspective

"Recording a podcast with audio only is simple and manageable by one person, but adding a camera can complicate things. With OBSBOT series cameras, I can still handle everything solo, making it my top choice. It keeps production costs low compared to traditional cameras while allowing me to monitor framing and quality, all while leaving room to focus on audio control."

— ScaleUp Company





4.4 B-side use case

Corporate Training Production

Corporate training and corporate event production often require multi-camera setups, consistent image quality, and smooth camera operation, all while keeping the team size and equipment footprint minimal. PTZ cameras such as OBSBOT Tail 2 simplify these workflows by providing AI-assisted tracking, flexible camera control, and seamless integration into multi-camera setups, enabling B-side operators to deliver professional-quality content efficiently and with minimal personnel.

Use Case Overview

This setup was implemented by Cade Hannan for corporate events and training sessions. It demonstrates how Tail 2 streamlines multi-camera workflows for B-side corporate productions with flexible camera control, reliable tracking, and efficient audio-video integration.

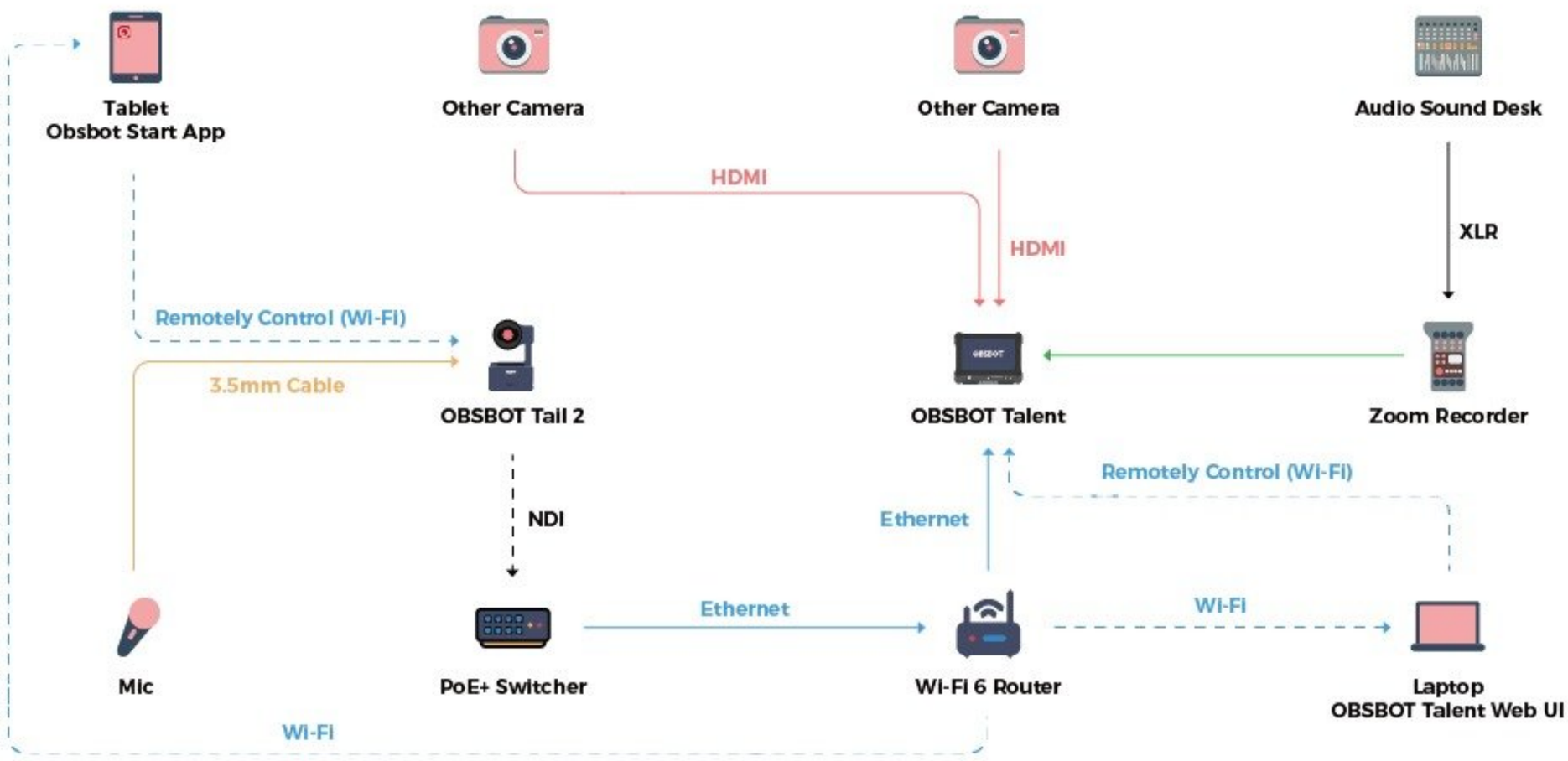

Cade Hannan Conference User Case

System Configuration

Camera & Device Setup

Tail 2 and Talent connected to PoE+ switcher; Tail 2 in NDI mode; two additional cameras connected via HDMI; all devices powered on and added as input sources in Talent

Audio Setup

Microphones connected to Zoom recorder; output fed into Talent (Line In);

additional mic to Tail 2 for scratch audio

Control & Streaming

WebUI for streaming configuration, overlays, and recording;
Tail 2 remotely controlled via Obsbot Start app

Operator Perspective

"The OBSBOT Tail 2 is an excellent camera that has streamlined my workflow and reduced my equipment needs for events and conferences. Its optical zoom offers freedom in framing from a distance, while AI tracking keeps speakers in focus. With flexible control options via the Start app, desktop software, or on the camera itself, I can quickly adjust shots as needed. The image quality is outstanding, fitting seamlessly into a multi-camera setup, and the NDI functionality allows for minimal-latency feeds from anywhere, giving me the freedom to move around effortlessly."

— Cade Hannan







CHAPTER 05

Insights from B&H's professional consultants

5.1 The Problem

In the spaces of professional and consumer video production, there exists a critical technology gap. There hasn't been a perfect fit for those seeking something **small**, those who seek **remote control**, or the others who may desire no control at all – simple, sophisticated, and capable, while making no sacrifice in **quality**, and **self-tailoring** effortlessly to fit each experienced or completely fresh user, whether indoors or outdoors, one camera or ten.

Webcams are good for video calls and conferencing. They are stationary, low profile, with one limited USB connection. This, for a long time, has been enough – but now standards for image quality have skyrocketed, subjects are mobilized, and a USB isn't always enough.

PTZ cameras loom at the opposite end of the spectrum. They operate on an established network, possess a multitude of input and output connections, and move how and when they are told to move. But as many starting producers and operators come to find out the hard way – they are not for every beginner, and full systems can get expensive.

Here is where OBSBOT steps in.



5.2 The Solution

At B&H, our game of twenty questions is what guides our ship to shore.
Increasingly, customers come to us asking for something easy that they can carry with them, something that will follow them without being supervised, and something, simply, with a good picture.
We can offer a webcam, but it won't move, and it's singular. We can offer PTZ cameras, but it's a steep learning curve to understand installation, and the best tracking can be out of reach for some budgets.
Or, we can offer a mirrorless multicam solution: something with interchangeable lenses of a mixture of focal lengths to figure out, motorized heads with built-in tracking systems controlled by independent smartphones, live feeds all running by transmitters that send to a video switcher, controlled by complicated software, not to mention how we start livestreaming... get the idea?
The OBSBOT Tail 2 AI-Powered PTZR 4K Live Production Camera is portable. It can run, record, stream, and be controlled wirelessly. The built-in battery frees it from power source dependency. The WiFi 6 connectivity establishes low latency control between the camera and a smartphone, tablet, computer, or remote. Unlike many webcams and PTZ cameras alike, it can record directly to a microSD up to 1 TB in size.
The Tail 2's most powerful feature is AI tracking. Our team has put this system through its paces over and over again in controlled and uncontrolled scenarios, since before the release of the Tail Air. This includes in-depth, challenging testing by people who have decades of gathered experience, who know the hurdles of the work outside of sales. OBSBOT's AI tracking holds subjects cleanly, quickly, and consistently.
Pair the camera with a local area network and understand the ground it truly broke upon its release. Its low light performance rivals the large sensors of higher-end PTZ cameras. OBSBOT's tracking is better. You can establish an NDI web, introduce joystick controllers, bring in remote access, daisy chain, add microphones directly to the cameras, and get a multiview feed straight from the control apps.



5.3 The Evidence

OBSBOT Tail 2 is a chameleon. That's the beauty of it.
Again and again, it's one of the best recommendations we have in our playbook. These are the obvious case studies:

- Houses of worship, new to livestreaming, who need to set it and forget it
- Class instructors who suddenly find themselves both subject and operator
- Livestreamers with multiple performers, trying to balance composition

And then there are the unexpected creators – those who are also empowered by OBSBOT to revolutionize the way they capture their worlds. Our team regularly builds sports arenas into production studios, from basketball to skateboarding. We hold conversations like how to mount the Tail 2 to a backpack to livestream a mountain hike. I've personally outlined a blueprint for a show on a dark stage, where Tail 2 cameras surround a drummer and the rest of the band. Despite the challenges, the stabilization, the tracking, and most importantly, the image quality holds together.



5.4 The Decision

The OBSBOT team presents a powerful all-in-one package. These products demonstrate that you can achieve a workflow that suits your style with a compact method like theirs, without losing your mind over all the pieces to the never-ending, forever-changing puzzle of video production.
Our team at B&H will continue to recommend OBSBOT and the Tail 2 to customers looking for a full solution that's simple and clean, that does the hard work for them, and does it well.

CHAPTER 06

ROI and Future Outlook

As professional video production shifts toward multi-camera, hybrid, and automated workflows, return on investment (ROI) has become a key criterion in system evaluation. Beyond individual specifications, long-term efficiency, scalability, and total cost of ownership increasingly define the viability of a production solution.

This section consolidates the analysis presented throughout the paper by examining how different camera systems translate technical capability into measurable ROI. The comparison table below outlines cost efficiency, operational impact, and scalability across traditional PTZ cameras, DSLR-based setups, and OBSBOT Tail 2.

In parallel, this chapter looks ahead to the expanding role of AI-driven auto shooting. As AI tracking and auto-framing evolve into core workflow components, they are expected to influence how cameras are deployed, operated, and scaled. Together, the ROI assessment and future outlook provide a forward-looking view of intelligent and efficient video production systems.

Dimension	OBSBOT Tail 2	Traditional PTZ Cameras	DSLR-Based Multi-Camera Setup
System Complexity	Low; integrated design with streamlined connectivity	Medium to high; requires external controllers, switchers, and power infrastructure	High; multiple bodies, lenses, capture cards, and extensive cabling
Setup Time (Multi-Camera)	Short; comparable setups achievable in ~30 minutes	Moderate; cabling, IP configuration, and control setup required	Long; typically several hours for a 3-camera setup
Multi-Camera Scalability	Strong; scalable with minimal increase in manpower	Good, but often increases operator workload	Limited by crew size and hardware complexity
Crew Requirement	Low; AI automation significantly reduces crew needs	Reduced compared to DSLRs, but still operator-dependent	High; camera operators and technical staff required
AI Tracking & Auto-Framing	Built-in AI Tracking 2.0, deeply integrated and scenario-tested	Increasingly available; often basic or offered as paid add-ons	Not native; requires external software or operators
Remote Pan / Tilt / Zoom Control	Fully supported via dual-axis gimbal	Supported	Not native; requires motorized heads or operators
Power Flexibility	Built-in battery enables mobile and outdoor deployment	Typically DC or PoE only; fixed power required	Battery-powered but limited runtime and scalability
Workflow Efficiency	High; integrated hardware and AI reduce friction	Moderate; professional but infrastructure-heavy	Low; fragmented workflow across devices

Dimension	OBSBOT Tail 2	Traditional PTZ Cameras	DSLR-Based Multi-Camera Setup
Initial Hardware Cost	Lower; positioned at USD 1199 (excluding the optional NDI license)	High; most UHD 4K PTZ models priced ≥ USD 1,500, with high-end systems up to USD 10,000	High; cumulative cost of camera bodies, lenses, and accessories
Total Cost of Ownership (TCO)	Lower; reduced hardware, labor, and setup time improve cost efficiency	High; infrastructure, add-on features, and maintenance increase long-term costs	Very high; equipment, crew, and setup time drive costs upward
Cost-Effectiveness	High; balanced price-to-performance ratio with professional-grade output	Strong performance but at a premium price point	High output quality but low cost efficiency in multi-camera use

Key Takeaway

While traditional PTZ cameras and DSLR-based systems remain established tools in professional production, OBSBOT Tail 2 occupies a distinct position by combining PTZ-class control, AI automation, onboard recording, and battery-powered mobility into a single compact system. This integration materially reduces setup time, crew requirements, and operational complexity—particularly in multi-camera and mobile production scenarios.

Future Trends

The growing role of AI and automation in the AV industry, and Tail 2's place in the evolving creator ecosystem—reflecting OBSBOT's vision for intelligent imaging.

As AI continues to transform the content creation landscape, OBSBOT is actively investing in four key innovation areas to empower the next generation of creators.

First, we are set to launch more professional and smarter live camera devices that incorporate OBSBOT's advanced AI tracking algorithms and high-quality optics, to allow creators to achieve professional-grade results with minimal crew or setup. The new devices will feature enhanced subject recognition, smoother motion tracking, and more intelligent composition capabilities.

Second, we are building a more comprehensive content creation ecosystem, with hardware and software working together intelligently from shoot to publish. Our vision is for creators to focus on ideas while our tools streamline everything else with AI-assisted workflows.

In addition, we're extending our smart vision solutions into adjacent verticals such as education, remote collaboration, and smart home, where visual communication is becoming increasingly vital and AI can offer real productivity gains.

Lastly, we will continue to push the boundaries in AI research and development, particularly in computer vision and deep learning, to ensure OBSBOT delivers industry-leading innovations. Our goal is to empower creators to work more efficiently and with greater creative freedom.

With this roadmap, we aim to offer not just tools, but true creative partners with AI-powered systems that help creators work smarter, faster, and more freely than ever before.

CHAPTER 07

Appendix
Technical Specifications



Size & Weight

Working State: 97.5*103.5*155mm

Weight: 1.066kg

AI chip

Integrated AI chip

Trillions of calculations per second

Camera

Image Sensor: 1/1.5" CMOS

Effective Pixels: 50 million

Aperture:f/1.8-f/3.0

Resolution: 4K/1080P/720P

Pixel Size: 2.0μm

Focus Type: PDAF/MF

Zoom Range: 5x Optical Zoom/12x Hybrid Zoom

3-axis gimbal

Gimbal installation: Non-removable

Controllable Range: Pan: ±160°; Tilt: -60°~32°; Roll: -120°~120°

Mechanical Range: Pan: ±175°; Tilt: ±90°; Roll:-135°~135°

Max Controllable Speed: 120°/s

Angle Jitter: ±0.003°

About OBSBOT

Connecting You to the Future

Founded in April 2016, OBSBOT, an artificial intelligence camera brand by REMO TECH, is dedicated to connecting people and the imaging industry to the future.

With artificial intelligence as the core, OBSBOT focuses on the application research of new technologies in the field of videography. It hopes to use revolutionary technology and innovative products to revolutionize the way public records and images are created, as well as to change people's social and educational ways.

140+
Licensed Patents

240+
Patents Pending

110+
Patents for Invention

14
PCT Patents

Contact Us:

OBSBOT

Marketing collaboration: partnership@obsbot.com
Sales inquiry: distribution@obsbot.com
www.obsbot.com